



**Step 3 : Click on Apply online**

**Application for issuance of new license to the contractor under the Contract Labour Act, 1970** ✕

**Eligibility:** Any Establishment Employing 20 or more Employees

**Supporting Document:**

- 1) Duly filled in and signed Form V (preferably on the letter head of the Principal Employer)
- 2) Identity proof of the applicant
- 3) Certified copy of Agreement /Contract between Principal Employer and the Contractor
- 4) Copy of the Registration/Challan of ESI/PF/ST/Registration Certificate either under Factories Act or Shop Act, VAT, TIN
- 5) List with full address and identity card of Partners / Directors / Owners/ Occupiers/ Proprietors of the Organisation
- 6) Declaration regarding non-employment of child labour
- 7) Copy of Memorandum of Association (MOA) / ROC in case of Private / Public Companies

**Application Fee :** Rs 500 - Rs 5000 (Based on the number of workers) + Security deposit (Rs. 25 \* Number of workers)

**Service Charge (Free for Online Submission) :** Rs 100


**Delivery Time (Days) :** 15

**Procedure for applying:**

- a) Application submission (Online, B1/K1 centres, CSC centres)
- b) The application is routed to the office of respective Assistant Labour Commissioner
- c) Verification by the Caseworker. Recommendations of the Caseworker are sent to the Assistant Labour Commissioner for review
- d) Verification by the Assistant Labour Commissioner to either Approve or Reject or Seek Clarification
- e) If approved, sign and issue Registration certificate

[Apply Online](#)

**Step 4: Enter the username, password/OTP, captcha and click on Log In button**

   
  
[Forgot Password ?](#)  
[Don't have an account? Register HERE](#)

## Step 5: Fill the Applicant Details & Photocopies details

Menu ☰ Themes Language Ramesh R

Manage Profile <  
Apply for services <  
View Status of Application <  
Messages & Alerts <

ಕಾರ್ಮಿಕ ಇಲಾಖೆ  
Labour Department

Application for issuance of new license to the contractor under the Contract Labour Act, 1970  
1970ರ ಗುತ್ತಿಗೆ ಕಾರ್ಮಿಕ ಕಾಯ್ದೆಯಡಿ ಗುತ್ತಿಗೆದಾರರ ಹೊಸ ಪರವಾನಗಿ ಪಡೆಯಲು ಅರ್ಜಿ

Division based on the location

Note:

ಈ ಅರ್ಜಿ ಕನ್ನಡ ಅವೃತ್ತಿ ಪರಿಷ್ಕರಿಸಲ್ಪಟ್ಟಿದೆ ಮತ್ತು ಶೀಘ್ರದಲ್ಲೇ ಅದನ್ನು ಸಕ್ರಿಯಗೊಳಿಸಲಾಗುವುದು.  
ಅಲ್ಲಿಯವರೆಗೆ, ದಯವಿಟ್ಟು ಅರ್ಜಿಯನ್ನು ಇಂಗ್ಲಿಷ್ ನಲ್ಲಿಯೇ ಭರ್ತಿಮಾಡಿ

Kannada version of this application is under testing, and will be enabled soon. Until then, please provide inputs in English only.

Contractor Details/ಗುತ್ತಿಗೆದಾರರ ವಿವರಗಳು

## Step 6: Verify the details. If details are correct, select the **checkbox ("Yes")& Submit**

Declaration/ಘೋಷಣೆ

I hereby declare that the particulars given above are true to the best of my knowledge and belief.

ನಾನು ಈ ಮೇಲೆ ನೀಡಿರುವ ಮಾಹಿತಿಯು ನನ್ನ ತಿಳುವಳಿಕೆಗೆ ಮತ್ತು ನಂಬಿಕೆಗೆ ಸರಿಯಾಗಿರುತ್ತದೆ ಎಂದು ಈ ಮೂಲಕ ದೃಢೀಕರಿಸುತ್ತೇನೆ/ಘೋಷಿಸುತ್ತೇನೆ.

I Agree

Word verification

499769

Please enter the characters shown above

499769

Draft **Submit** Close Reset

MINISTRY OF PANCHAYATI RAJ  
GOVERNMENT OF INDIA

Digital India  
Power To Empower

data.gov.in  
Open Government Data (OGD) Platform India

india.gov.in

Delhi

PMINDIA

**Step 7:** A fully filled form will be generated for user verification, If you have any Corrections click on **Edit** option, otherwise proceed to **Attach Annexures**.

Division/ವಿಭಾಗ :	Bengaluru-1
District/Sub Division/ಜಿಲ್ಲೆ/ಲಠಪ ವಿಭಾಗ :	BANGALORE RURAL
Taluk/ತಾಲ್ಲೂಕು :	BANGALORE SOUTH
Mobile Number/ಮೊಬೈಲ್ ಸಂಖ್ಯೆ :	8123055242
Office Number/ಕಛೇರಿ ಸಂಖ್ಯೆ :	080828381
E-mail ID/ಮಿಂಚಂಚೆ :	Raj0235@gmail.com
Fax/ಫ್ಯಾಕ್ಸ್ :	898989

**Particulars of Establishment where Contract Labour is to be Employed/ಗುತ್ತಿಗೆ ಕಾರ್ಮಿಕರನ್ನು ಎಲ್ಲಿ ನೇಮಿಸಲಾಗುವುದೋ, ಆ ಸಂಸ್ಥೆಯ ವಿವರ**

Enter Registration Number/ನೋಂದಣಿ ಸಂಖ್ಯೆ ನಮೂದಿಸುವುದು : 789216985639

**Particulars of Contractors/ಗುತ್ತಿಗೆದಾರರ ವಿವರಗಳು**

Nature of work in which Contract Labour is Employed or normal is to be Employed in the Establishment/ಸಂಸ್ಥೆಯಲ್ಲಿ ಗುತ್ತಿಗೆ ಕಾರ್ಮಿಕರನ್ನು ನೇಮಿಸಿಕೊಂಡಿರುವ ಅಥವಾ ನೇಮಿಸುವ ಕೆಲಸದ ಸ್ವರೂಪ :

**Duration Of the proposed Contract work (give particulars of proposed date of commencing and ending)/ಗುತ್ತಿಗೆ ಕಾರ್ಮಿಕರಿಯ ಯೋಜಿತಅವಧಿ (ಯೋಜಿತ ಪ್ರಾರಂಭಿಕ ಮತ್ತು ಮುಕ್ತಾಯದ ದಿನಾಂಕದ ವಿವರ ನೀಡುವುದು)**

Contract Commencement Date/ಗುತ್ತಿಗೆ ಕಾರ್ಮಿಕರ ಪ್ರಾರಂಭಿಕ ದಿನಾಂಕ : 01/05/2021

Contract End Date/ ಗುತ್ತಿಗೆ ಕಾರ್ಮಿಕರ ಮುಕ್ತಾಯದ ದಿನಾಂಕ : 31/05/2021

Name Of the Agent or Manager of Contractor at the Rai

**Step 8 :** Click on **Attach annexures**

**Declaration/ಘೋಷಣೆ**

I hereby declare that the particulars given above are true to the best of my knowledge and belief.

ನಾನು ಈ ಮೇಲೆ ನೀಡಿರುವ ಮಾಹಿತಿಯು ನನ್ನ ತಿಳುವಳಿಕೆಗೆ ಮತ್ತು ನಂಬಿಕೆಗೆ ಸರಿಯಾಗಿಯುತದ ಎಂದು ಈ ಮೂಲಕ ಧೃಢೀಕರಿಸುತ್ತೇನೆ/ಘೋಷಿಸುತ್ತೇನೆ.

I Agree : Yes

hiddenaddress : C/O Vrushabendra

**Additional Details**

Apply to the Office Department of Labour (STATE)

Draft Reference No : Draft\_LD111S/2021/00013

24/5/2021 04:55:54 IST <http://serviceonline.gov.in/karnataka>

**Attach Annexure** **Edit** **Cancel** **Click here to initiate new application**

**Step 9:** Attach the annexures and click on **save annexures**

**Enclosure(s)**

Type of Enclosure *	Enclosure Document *	File/Reference *
Certified copy of Agreement /Contract between Principal Employer and the Contractor	Certified copy of Agreement /Contract <small>Document Format</small>	Choose File No file chosen Scan Fetch from DigiLocker
List with full address and identity card of Partners / Directors / Owners/ Occupiers/ Proprietors of the Organisation	List with full address and identity card <small>Document Format</small>	Choose File No file chosen Scan Fetch from DigiLocker
Copy of Memorandum of Association (MOA) / ROC in case of Private / Public Companies	Copy of Memorandum of Association (MOA) / ROC <small>Document Format</small>	Choose File No file chosen Scan Fetch from DigiLocker
Identity proof of the applicant *	PAN Card <small>Document Format</small>	Choose File No file chosen Scan Fetch from DigiLocker

**Save Annexure** **Cancel** **Back**

**Step 10 :** Saved annexures will be displayed and click on **Esign and Make Payment** to proceed.

1) Certified copy of Agreement /Contract between Principal Employer and the Contractor      Certified copy of Agreement /Contract between Principal Employer and the Contractor

2) List with full address and identity card of Partners / Directors / Owners/ Occupiers/ Proprietors of the Organisation      List with full address and identity card of Partners / Directors / Owners/ Occupiers/ Proprietors of the Organisation

3) Copy of Memorandum of Association (MOA) / ROC in case of Private / Public Companies      Copy of Memorandum of Association (MOA) / ROC in case of Private / Public Companies

4) Identity proof of the applicant      PAN Card

**Additional Details**

Apply to the Office      Department of Labour (STATE)

Draft Reference No :      LD111S21000002

**eSign and Make Payment** **Cancel**

MINISTRY OF PANCHAYATI RAJ  
GOVERNMENT OF INDIA

Digital India  
Power To Empower

data.gov.in  
Open Government Data (OGD) Platform India

in.ota.gov.in

Delhi

PMINDIA

**Step 11 : Click on I agree with above user consent and eSign terms and conditions and Select authentication type to continue Click on OTP**

I hereby state that I have no objection in authenticating myself with Aadhaar based authentication system and consent to providing my Aadhaar number along with the authentication details for the purposes of availing "**Application for issuance of new license to the contractor under the Contract Labour Act, 1970**" by eSigning Application form and Enclosure(s). I understand that the OTP I provide for authentication shall be used only for authenticating my identity through the Aadhaar Authentication system, for obtaining my e-KYC through Aadhaar e-KYC service and for the issuance of Digital Signature Certificate (DSC) for this specific transaction and for no other purposes. For the creation of DSC, I understand that the options that I have chosen are the ones that shall be populated in the DSC generated by the CA and I provide my consent for the same. I also understand that the following fields in the DSC generated by the CA are mandatory and I give my consent for using the Aadhaar provided e-KYC information to populate the corresponding fields in the DSC.

1. Common Name (name as obtained from e-KYC)
2. Unique Identifier (hash of Aadhaar number)
3. Pseudonym (unique code sent by UIDAI in e-KYC response)
4. State or Province (state as obtained from e-KYC)
5. Postal Code (postal code as obtained from e-KYC)
6. Telephone Number (hash of phone as obtained from e-KYC)

I understand that ServicePlus shall ensure security and confidentiality of my personal identity data provided for the purpose of Aadhaar based authentication.

I agree with above user consent and eSign terms and conditions

Select authentication type to continue



**Step 12 : Enter Aadhar Number and click on get OTP**



You are currently using C-DAC eSign Service and have been redirected from



**Aadhaar Based e-Authentication**

[Get Virtual ID](#)

[View Document Information](#)

[Not Received OTP? Resend OTP](#)

Activate Windows  
Go to Settings to activate Windows.

**Step 13 :Enter OTP and click on Submit**



You are currently using C-DAC eSign Service and have been redirected from



**Aadhaar Based e-Authentication**

[Get Virtual ID](#)

I have read and provide my [consent](#) [View Document Information](#)

[Not Received OTP? Resend OTP](#)

Activate Windows  
Go to Settings to activate Windows.

**Step 14 : Select the Mode of Payment and click on Make Payment to proceed**



Menu Themes Language Venugopal.S.N

**PAYMENT DETAILS APPLICATION FOR DUPLICATE DEGREE CERTIFICATE**

Mode Of Payment  Paytm  Bill Desk Payment  Cash

Application Fee 1845.0

Total Amount to be paid (in Rs.) 1845.0

Receipt No. \*

Payment Date \*

(Select last 20 days from current date)

Activate windows  
Go to Settings to activate Windows.

**Step 15 :** Select preferred payment method (Credit Card/Debit Card/Internet Banking), enter the required details and click on make payment

**Credit Card** >

Debit Card

Debit Card + ATM PIN

Internet Banking

Pay by Credit Card | Pay by AmEx ezeClick

VISA | MASTERCARD | AMERICAN EXPRESS | Diners Club | RuPay

**Card Number**

Enter card number

**Expiration Date**      **CVV/CVC**

Month  Year

**Card Holder Name**

Enter card holder name


**Make Payment**

Cancel

**Merchant Name**

Directorate of Electronic Delivery of Citizen Services

Payment Amount: ₹ 1.00



**Step 16 :**After payment is successful, acknowledgement will be generated. Acknowledgment consists of applicant details, application details and the payment details for applicant's reference.

Menu
Themes
Language
Venugopal S N

Manage Profile <


Apply for services >

View all available services

View Status of Application <

Messages & Alerts <

**ACKNOWLEDGEMENT**



**ಕರ್ನಾಟಕ ಸರ್ಕಾರ**

Sakala Acknowledgement/ಸಕಾಲ ಸ್ವೀಕೃತಿ		
Office Name /ಕಛೇರಿ ಹೆಸರು	Department of Higher Education	
Sakala No/ಸಕಾಲ ಸಂಖ್ಯೆ	HE003S210000022	
Application Date /ಅರ್ಜಿಯ ದಿನಾಂಕ	12/05/2021	
Service Requested /ವಿನಂತಿಸಿದ ಸೇವೆ	Application for Duplicate Degree Certificate	
Applicant Name /ಅರ್ಜಿದಾರರ ಹೆಸರು	TERTETE	
Applicant Address /ಅರ್ಜಿದಾರರ ವಿಳಾಸ	564545	
Mobile No /ಮೊಬೈಲ್ ಸಂಖ್ಯೆ	3453453453	
Documents Submitted /ದಾಖಲಾತಿಗಳನ್ನು ಸಲ್ಲಿಸಿದ ಮಾಹಿತಿ	<b>Type of document(s)</b>	<b>Document(s) Attached</b>
	Applicant Photo	Applicant Photo
	Affidavit on Stamp paper of Rs.20/- signed by a Notary	Affidavit on Stamp paper of Rs.20/- signed by a Notary
	FIR Copy	FIR Copy
	All semester Marks Card	All semester Marks Card
	Original Degree Certificate copy if available	Original Degree Certificate copy if available
Payment Status /ಪಾವತಿ ಸ್ಥಿತಿ	Not Applicable/ಅನ್ವಯಿಸುವುದಿಲ್ಲ. <span style="float: right;">Go to Settings to activate Windows.</span>	
Payment Mode /ಪಾವತಿ ವಿಧಾನ	Cash	



**Step 17 :** To download the certificate, go to the [sevasindhu.karnataka.gov.in](http://sevasindhu.karnataka.gov.in) and click on **Registered Users Login Here**

Call Center Number - 8088304855/ 6361799796 /9380204364 / 9380206704 - 9AM TO 6PM (Except Government Holidays)

**RAISE YOUR COMPLAINT**

**NEW USERS REGISTER HERE**

**REGISTERED USERS LOGIN HERE**

**✓CHECK YOUR APPLICATION STATUS FOR REVENUE DEPARTMENT**

Enter Application No.

**✓NUMBER OF TRANSACTIONS**

11085456

**WHAT'S NEW**

- Apply for Sindhutva Pramana Patra (ONLY FOR APPLICANTS WHO HAVE RECEIVED SMS)
- Application for Family ID/New NPHH (APL) Ration Card
- Procedure to fix " Invalid Transaction for e-sign process" in Firefox browser
- Promotional Campaigns
- Click here for GramOne Franchises

**Step 18 :** Once the login page is open, enter your username, password/OTP, captcha and click on **Submit**.

ಕರ್ನಾಟಕ ಸರ್ಕಾರ

ಸೇವಾ ಸಿಂಧು  
**SEVA SINDHU**

ಸೇವಾ ಸಿಂಧು

Apply for Service

9611106670

.....

552519 Type here

Forgot Password | New user ? Register here | Know Your Eligibility

Check Your Application Status

Select Department

Select Service

Enter your Application ID

Activate Windows  
Go to Settings to activate Windows.

© All Rights Reserved Powered by SERVICEPLUS

**Step 19** :Click on **View Status of Application** --> **Track application status**. Enter Application Reference Number (you can refer to Acknowledgment/SMS to get Application Reference Number) and click on **Get Data**.

ServicePlus  
Metadata-based Integrated eService Delivery Framework

Themes Language Asha D J

View Status Of Application / Track Application Status

From Date: 24/03/2021 To Date: 24/05/2021

App Ref No. ES002S210000027

Get Data

MINISTRY OF PANCHAYATI RAJ  
GOVERNMENT OF INDIA

Digital India  
Power To Empower

data.gov.in  
Open Government Data (OGD) Platform India

inofa.gov.in

Delhi

Activate Windows  
Go to Settings to activate Windows.  
PMINDIA

**Step 20** : Check Current Status of the application. If it is delivered, Click on **Delivered**.

Menu

Themes Language Asha D J

View Status Of Application / Track Application Status

From Date: 24/03/2021 To Date: 24/05/2021

App Ref No. ES002S210000027

Get Data

Show 10 entries Search:

SNo	Service Name	Application Reference No	Submission Date	Due Date	Current Status
1	Application for Death Certificate	ES002S210000027	20/05/2021	21/05/2021	Delivered

Showing 1 to 1 of 1 entries

First Previous 1 Next Last

Activate Windows  
Go to Settings to activate Windows.

**Step 21 :** Under Issue Document(s), click on **Output certificate**

The screenshot shows the 'Status of Application' window in ServicePlus. The window displays application details and a table of tasks. The 'Output Certificate' link in the 'Issued Document(s)' column of the third row is circled in red.

Application Reference Number :	ES002S210000027
Name of the Service :	Application for Death Certificate
Applied By :	Asha D J
Application due Date :	21/05/2021

S.No.	Task Name	Form Details	Issued Document(s)	Status	Remarks
1	Application Submission	<a href="#">View</a>	<a href="#">Acknowledgement</a>	Completed	NA
2	Push application data to DB	NA	Nil	Forwarded	<a href="#">View</a>
3	Callback Webservice	NA	<a href="#">Output Certificate</a>	Delivered	<a href="#">View</a>

**Step 22 :** new license to the contractor will be downloaded. You can print the certificate if required.

The screenshot shows a PDF document titled 'HE003S210000023.pdf' opened in WPS Office. The document is from Mangalore University and contains the following text:

**Mangalore University**

No: HE003S210000023  
Date: 24/05/2021

Sub: Approval of Issue of Duplicate Degree Certificate

We are pleased to inform you that the Duplicate Degree Certificate HE003S210000023 has been dispatched to your mailing address provided to the University

The Dispatch details are as follows:

Courier Name / Post: tet  
Dispatch Date: 24/05/2021  
Tracking ID : test  
Website address of the Courier / Speed Post: tes

For any clarification please contact us.

Date : 24/05/2021  
Registrar

A large red watermark 'Test Data - Test Data' is overlaid diagonally across the document.