

ಆರೋಗ್ಯ ಮತ್ತು ಕುಟುಂಬ ಕಲ್ಯಾಣ ಸೇವೆಗಳು Health And Family Welfare ವಯಸ್ಸಿನ ಪ್ರಮಾಣಪತ್ರ Age Certificate

Step 1: Go to sevasindhu.karnataka.gov.in website and click on **Departments & Services**

Note: Supported browser versions are Internet explorer 9+, Mozilla 50+ and Chrome 52+

SRI BASAVARAJ BOMMAI
Hon'ble Chief Minister | Govt. of Karnataka

GOVERNMENT OF KARNATAKA

HOME ABOUT SEVA SINDHU **DEPARTMENTS & SERVICES** SERVICE CENTERS GRAMA ONE TRACK YOUR APPLICATION STATUS REPORTS-DASHBOARD FAQ DEPARTMENT CONTACT DETAILS CONTACT

Track your application status for covid relief fund-2021 **NEW**

Application for Powerloom weaver/workers to avail Rs.3000/- as one time financial assistance due to 2nd wave of Covid-19 (FY 2021-22) **NEW**

Application for financial assistance to Film and Television artists **NEW**
User Manual | Video Manual

Covid-19: One-time financial assistance to Chammaras/Leather Artisans **NEW**
Last date to apply for this service is August 31, 2021 | Guidelines
User Manual | Video Manual

Call Center Number - 8088304855/ 6361799796 / 9380204364 / 9380206704 - 9AM TO 6PM (Except Government Holidays)

RAISE YOUR COMPLAINT NEW USERS REGISTER HERE REGISTERED USERS LOGIN HERE

Step 2: Click on **Health & Family welfare** and select **Age Certificate**. Alternatively, you can search Age Certificate in the **search option**.

Search results - babyn.edcs@ x New and OTC Revenue - Gov x Seva Sindhu x (4) WhatsApp x ServicePlus-Prod x

sevasindhu.karnataka.gov.in/Sevasindhu/DepartmentServices

HOME ABOUT SEVA SINDHU **DEPARTMENTS & SERVICES** SERVICE CENTERS GRAMA ONE TRACK YOUR APPLICATION STATUS REPORTS-DASHBOARD FAQ DEPARTMENT CONTACT DETAILS CONTACT

Search Service

+ Election Commission + Forest, Ecology and Environment Department + Higher Education Department

+ Empowerment of Differently Aabled and Senior Citizen + Government Tool Room & Training Centre + Horticulture Department

+ Energy Department + Gulbarga Electricity Supply Company Limited + Housing Department

+ EXCISE DEPARTMENT + Gulbarga University + Hubli Electricity Supply Company Limited

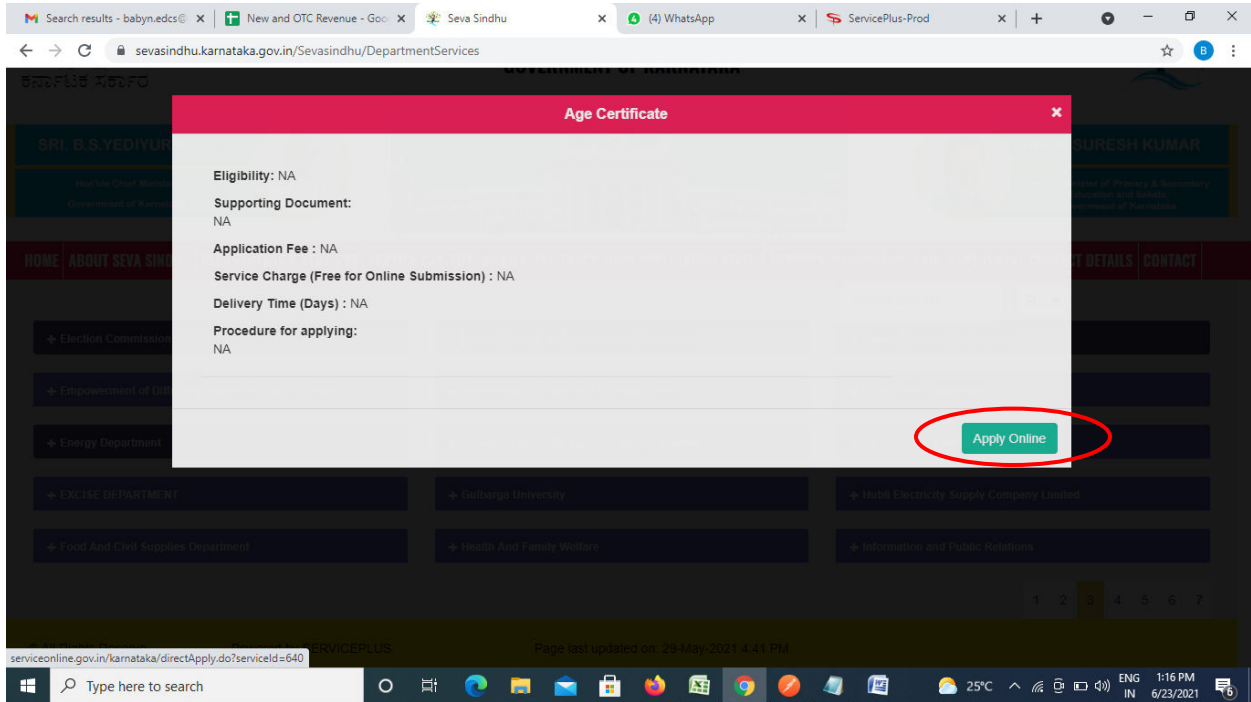
+ Food And Civil Supplies Department - Health And Family Welfare + Information and Public Relations

Grant of manufacturing License & GMP Certificate
Grant of manufacturing License & GMP Certificate
Age Certificate
Discharge Certificate
Female Sterilization Certificate
Male Sterilization Certificate
Registration of Private Medical Establishments

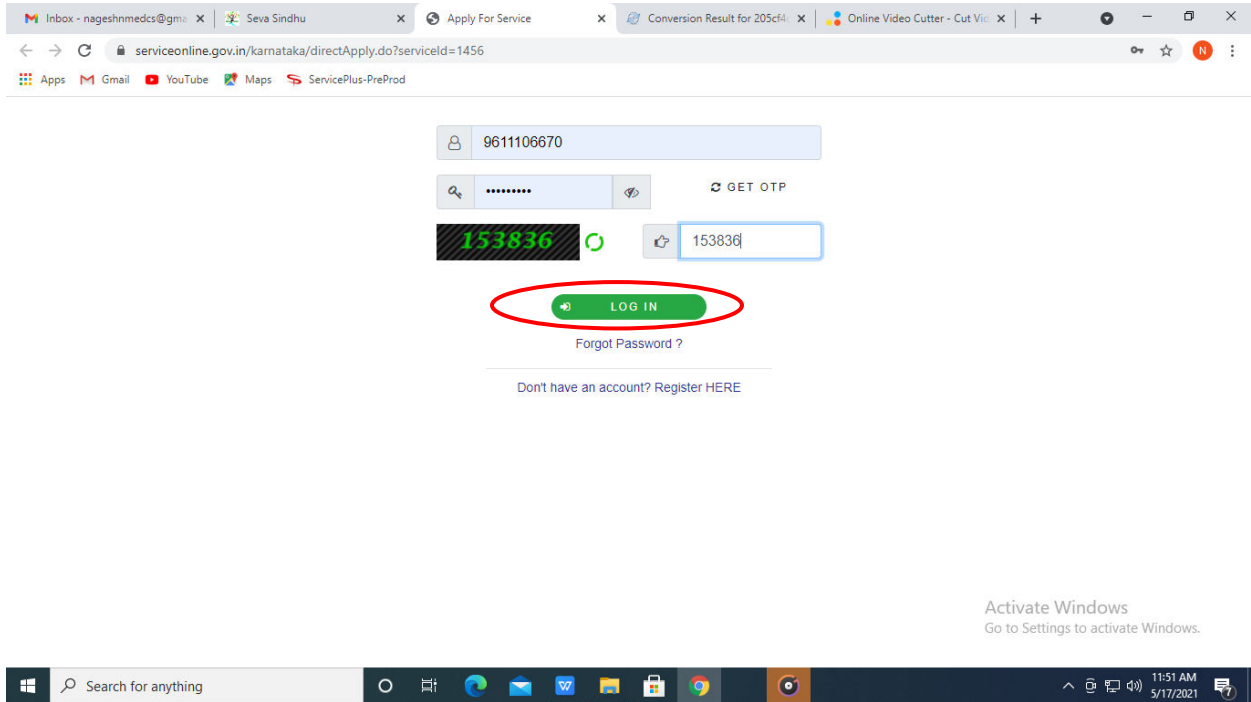
1 2 3 4 5 6 7

© All Rights Reserve Powered by SERVICEPLUS Page last updated on: 29-May-2021 4:41 PM

Step 3 : Click on Apply online



Step 4: Enter the username, password/OTP, captcha and click on Log In button



Step 5: Fill the Applicant Details

The screenshot shows the 'Application form/ ಅರ್ಜಿ ನಮೂನೆ' section of the ServicePlus Age Certificate application. The form is titled 'ಆರೋಗ್ಯ ಮತ್ತು ಕುಟುಂಬ ಕಲ್ಯಾಣ ಸೇವೆ Health and Family Welfare Service Age Certificate ವಯಸ್ಸಿನ ಪ್ರಮಾಣಪತ್ರ'. The form fields are as follows:

Application form/ ಅರ್ಜಿ ನಮೂನೆ	
Applicant Name/ಅರ್ಜಿದಾರರ ಹೆಸರು *	Kavya G D
Father's/Husband's Name/ತಂದೆ / ಗಂಡನ ಹೆಸರು *	Swamy
Gender/ಲಿಂಗಿ *	<input type="radio"/> Male/ಗಂಡು <input checked="" type="radio"/> Female/ಹೆಣ್ಣು <input type="radio"/> Others/ಇತರರು
Mobile Number/ಮೊಬೈಲ್ ಸಂಖ್ಯೆ *	7411601421
Email Id/ಮಿಂಚಂಚೆ ವಿಳಾಸ	
Permanent Address/ಶಾಶ್ವತ ವಿಳಾಸ	
Address 1/ವಿಳಾಸ 1 *	18 cross Marenahalli
Address 2/ವಿಳಾಸ 2	

Step 6: Verify the details. If details are correct, select the checkbox ("Yes")& Submit

The screenshot shows the 'Hospital Details/ಆಸ್ಪತ್ರೆ ಆಯ್ಕೆಮಾಡಿ' and 'Declaration/ಘೋಷಣೆ' sections of the ServicePlus Age Certificate application. The form fields are as follows:

Hospital Details/ಆಸ್ಪತ್ರೆ ಆಯ್ಕೆಮಾಡಿ	
District/ಜಿಲ್ಲೆ *	Bangalore Urban
General Hospital/ಸಾರ್ವಜನಿಕ ಆಸ್ಪತ್ರೆ *	BOWRING LADY CURZON

Declaration/ಘೋಷಣೆ

I Agree *

I declare the information/ details provided above are true to the best of my knowledge. ಮೇಲೆ ನೀಡಿರುವ ಎಲ್ಲಾ ವಿವರಗಳು ಸತ್ಯವಾಗಿರುತ್ತವೆ ಎಂದು ಘೋಷಿಸುತ್ತೇನೆ.

Word verification

763513

Please enter the characters shown above

763513

Buttons: Draft, **Submit**, Close, Reset

Step 7: A fully filled form will be generated for user verification, if have any corrections, Click on **Edit** option otherwise Proceed to attach annexures.

The screenshot shows a web browser window with the URL <https://serviceonline.gov.in/karnataka/applyPageForm.do>. The page displays a form titled "Application form/ ಅರ್ಜಿ ನಮೂನೆ". At the top, a message states: "Application not yet submitted. To proceed click on the appropriate button available at the bottom of this page". The form contains the following details:

Application form/ ಅರ್ಜಿ ನಮೂನೆ	
Applicant Name/ಅರ್ಜಿದಾರರ ಹೆಸರು :	Kavya G D
Father's/Husband's Name/ತಂದೆ / ಗಂಡನ ಹೆಸರು :	Swamy
Gender/ಲಿಂಗ :	Female/ಹೆಣ್ಣು
Mobile Number/ಮೊಬೈಲ್ ನಂಜ್ಜೆ :	7411601421
DOB :	18-07-1994

Permanent Address/ಶಾಶ್ವತ ವಿಳಾಸ	
Address 1/ವಿಳಾಸ 1 :	18 cross Marenahalli
Country/ ದೇಶ :	India
State/ರಾಜ್ಯ :	KARNATAKA
District/ಜಿಲ್ಲೆ :	BENGALURU URBAN
Taluk/ತಾಲ್ಲೂಕು :	Anekal
Hobli/ಹೊಬ್ಬಳಿ :	sarjapura
Village/ಗ್ರಾಮ :	Dasarahalli
Pincode/ಪಿನ್ ಕೋಡ್ :	560040

Step 8 : Click on **Attach annexures**

The screenshot shows the same web browser window, but the form is scrolled down to show more details. The form contains the following sections:

Village/ಗ್ರಾಮ :	Dasarahalli
Pincode/ಪಿನ್ ಕೋಡ್ :	560040

Hospital Details/ಆಸ್ಪತ್ರೆ ಆಯ್ಕೆಮಾಡಿ	
District/ಜಿಲ್ಲೆ :	Bangalore Urban
General Hospital/ಸಾರ್ವಜನಿಕ ಆಸ್ಪತ್ರೆ :	BOWRING LADY CURZON

Declaration/ಘೋಷಣೆ	
I declare the information/ details provided above are true to the best of my knowledge. ಮೇಲೆ ನೀಡಿರುವ ಎಲ್ಲಾ ವಿವರಗಳು ಸತ್ಯವಾಗಿರುತ್ತವೆ ಎಂದು ಘೋಷಿಸುತ್ತೇನೆ.	
I Agree :	Yes

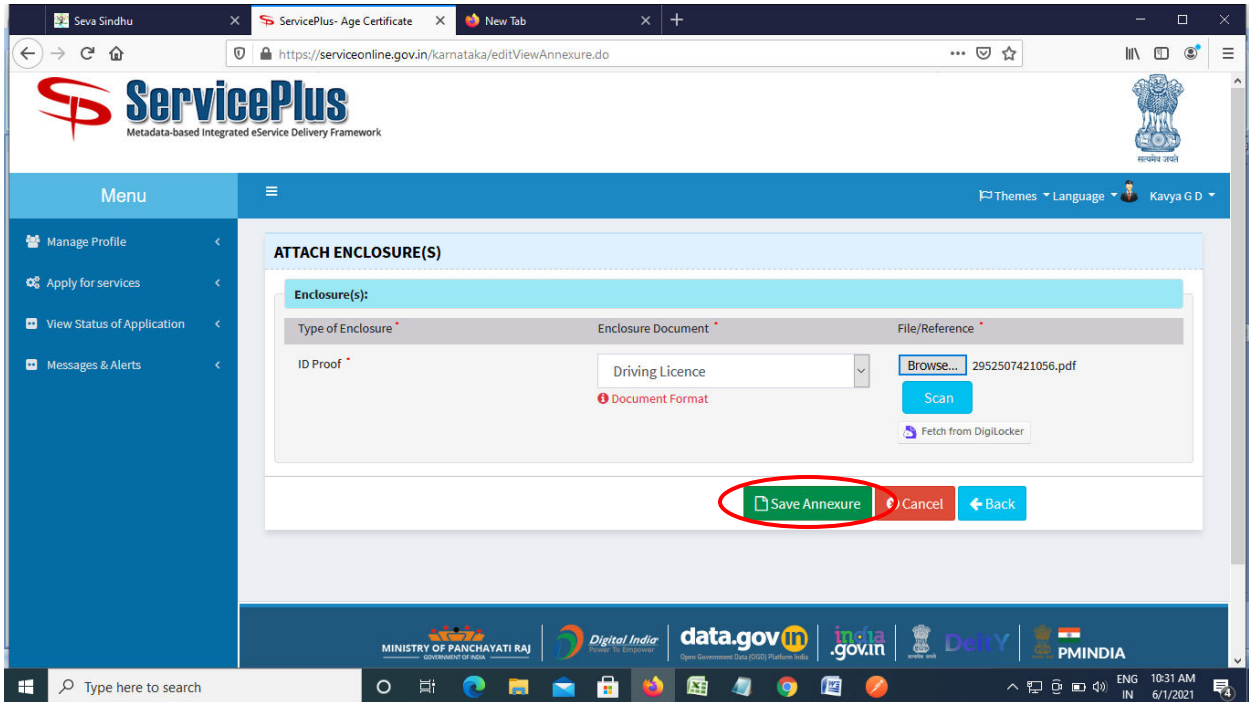
Additional Details	
Apply to the Office	Health and Family District Hospital office(Health and Family District Hospitals- BOWRING LADY CURZON)

Draft Reference No :	Draft_HF004S/2021/02181
----------------------	-------------------------

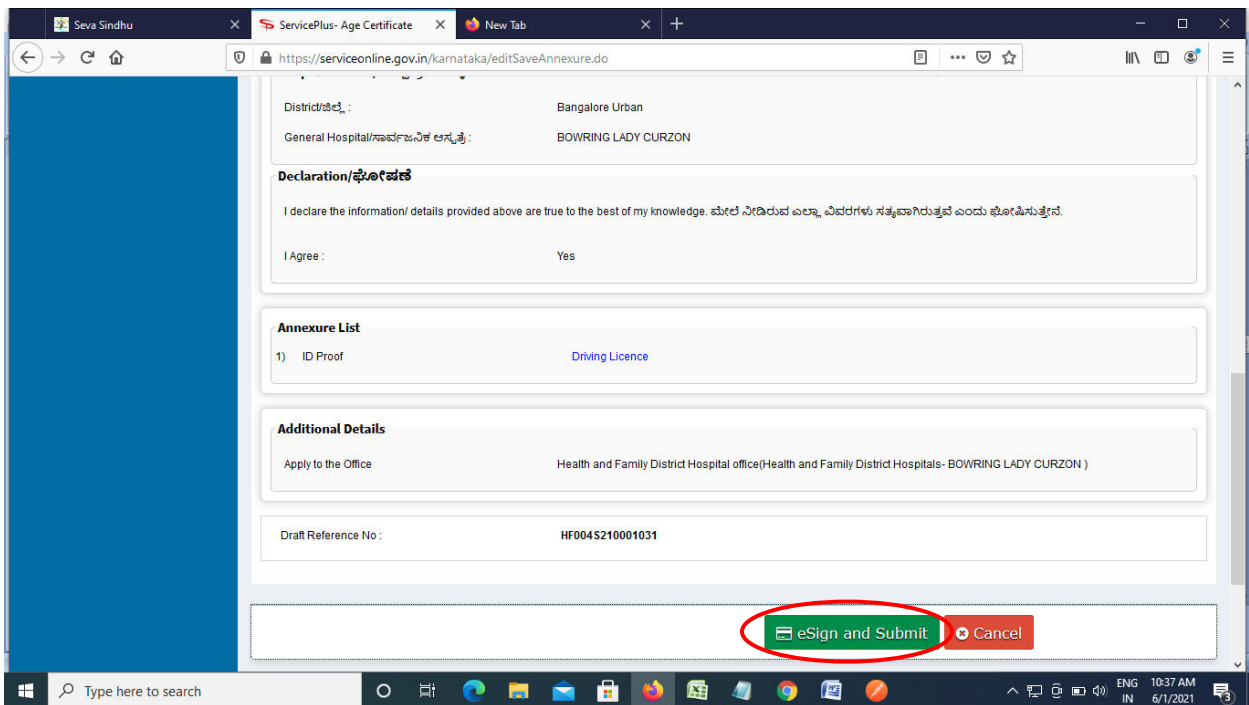
01/6/2021 10:30:48 IST http://serviceonline.gov.in/karnataka

At the bottom of the form, there are four buttons: "Attach Annexure" (highlighted with a red circle), "Edit", "Cancel", and "Click here to initiate new application".

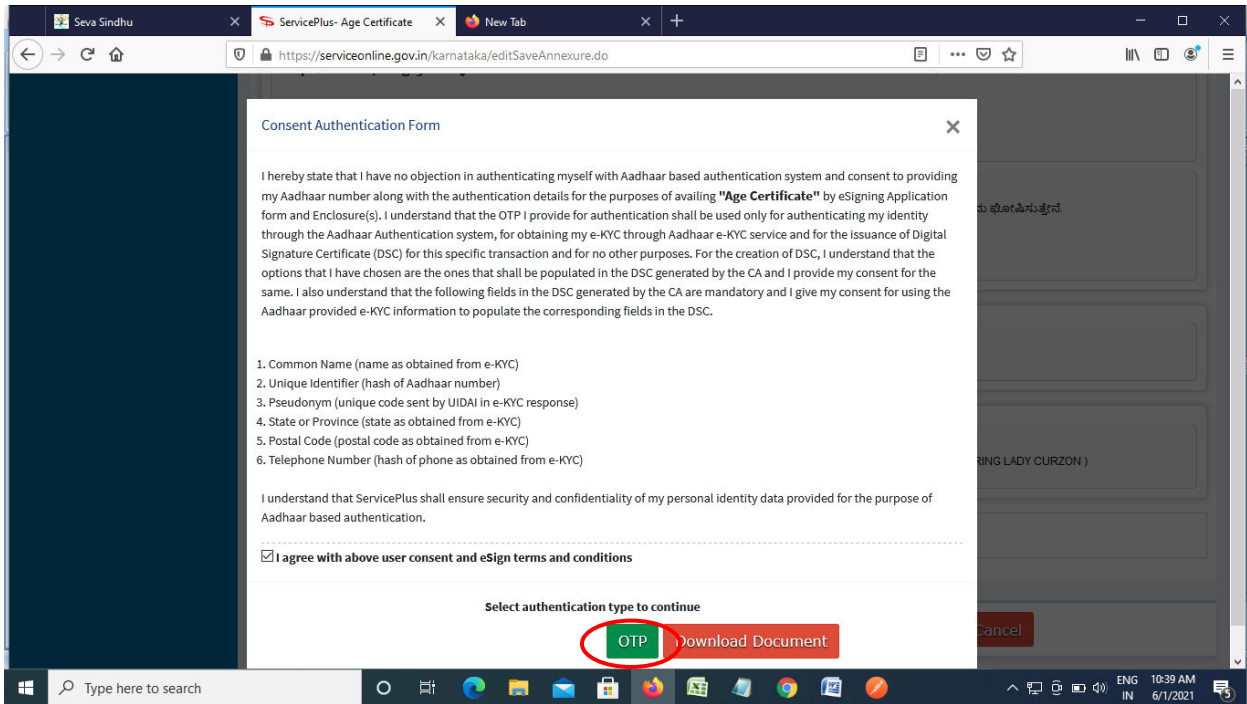
Step 9: Attach the annexures and click on save annexures



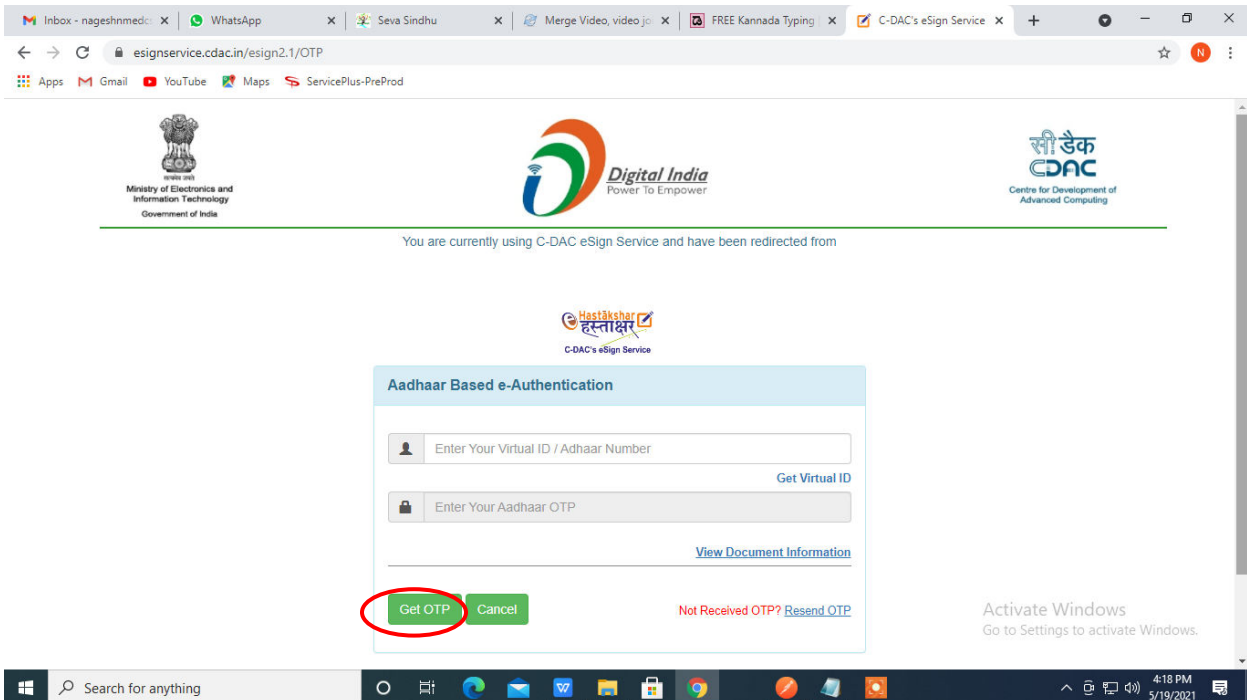
Step 10 : Saved annexures will be displayed and click on eSign & Submit to proceed.



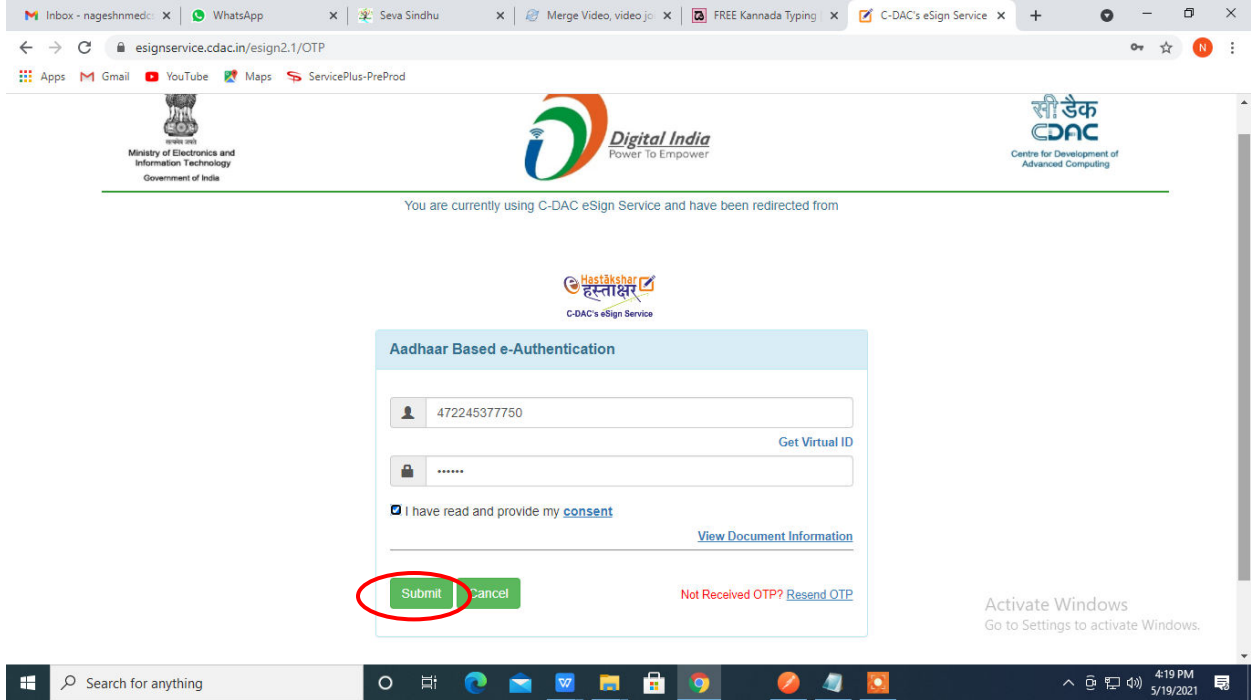
Step 11 : Click on I agree with above user consent and eSign terms and conditions and Select authentication type to continue and click on **OTP**



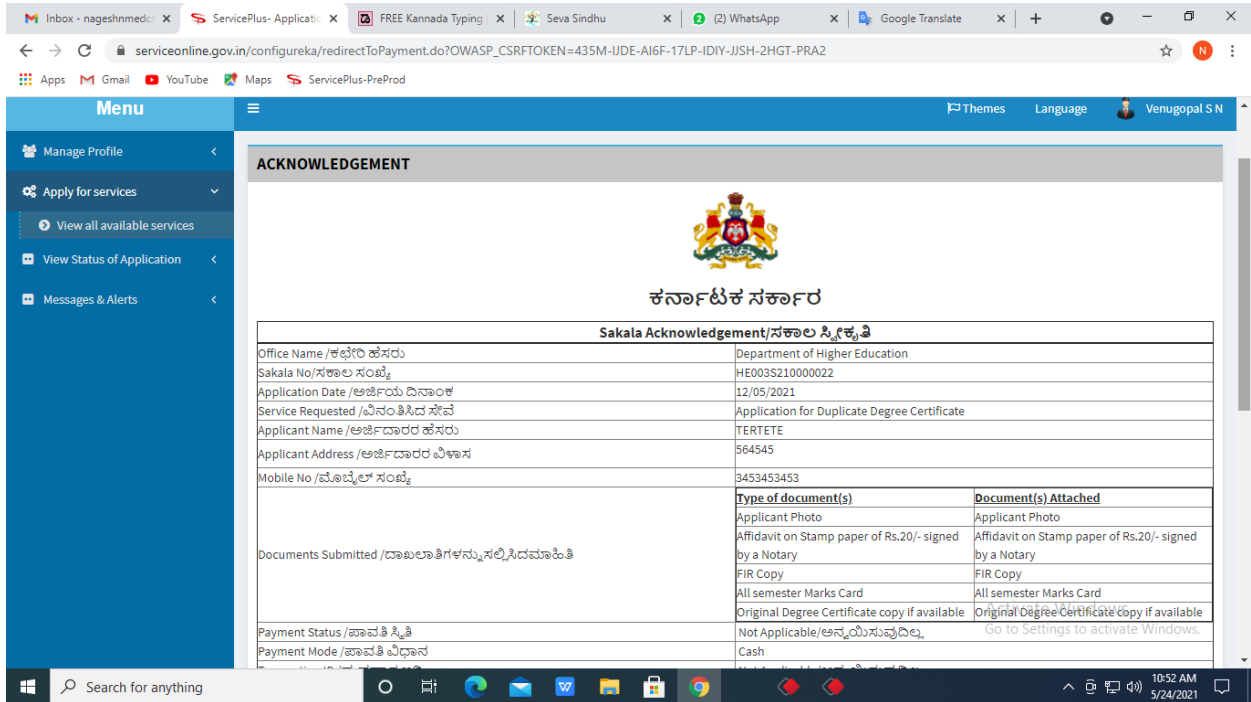
Step 12 : Enter Aadhar Number and click on get OTP



Step 13 :Enter OTP and click on Submit



Step 14 :After submission, acknowledgement will be generated. Acknowledgment consists of applicant details, application details and the payment details for applicant's reference.



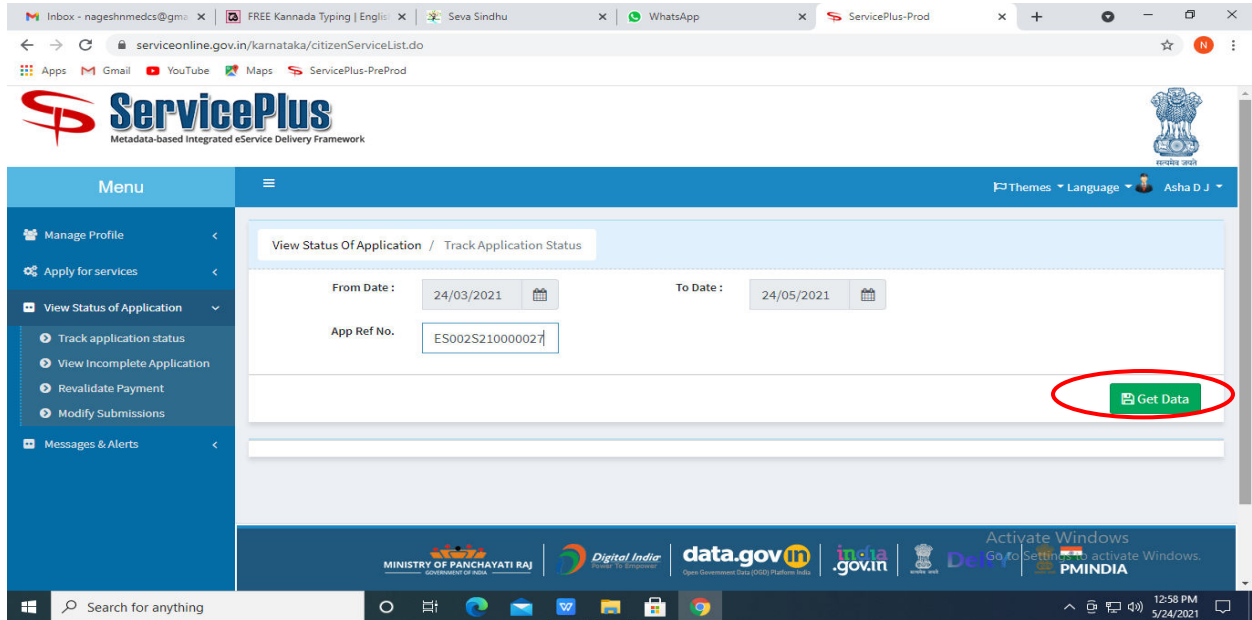
Step 15 : To download the certificate, go to the sevasindhu.karnataka.gov.in and click on **Registered Users Login Here**

The screenshot shows the homepage of the Seva Sindhu portal. At the top, there are navigation links for 'User Manual' and 'Video Manual'. Below that is a call center number: 8088304855 / 6361799796 / 9380204364 / 9380206704 - 9AM TO 6PM (Except Government Holidays). The main navigation area features three large buttons: 'RAISE YOUR COMPLAINT' (teal), 'NEW USERS REGISTER HERE' (blue), and 'REGISTERED USERS LOGIN HERE' (teal), with the latter being circled in red. Below these are sections for 'CHECK YOUR APPLICATION STATUS FOR REVENUE DEPARTMENT' (with an input field for 'Enter Application No.') and 'NUMBER OF TRANSACTIONS' (displaying '11085456'). A 'WHAT'S NEW' section lists updates like 'Apply for Sindhutva Pramana Patra' and 'Application for Family ID/New NPHH (APL) Ration Card'. The footer includes a help section, feedback form, and a website visitor count of 38761507.

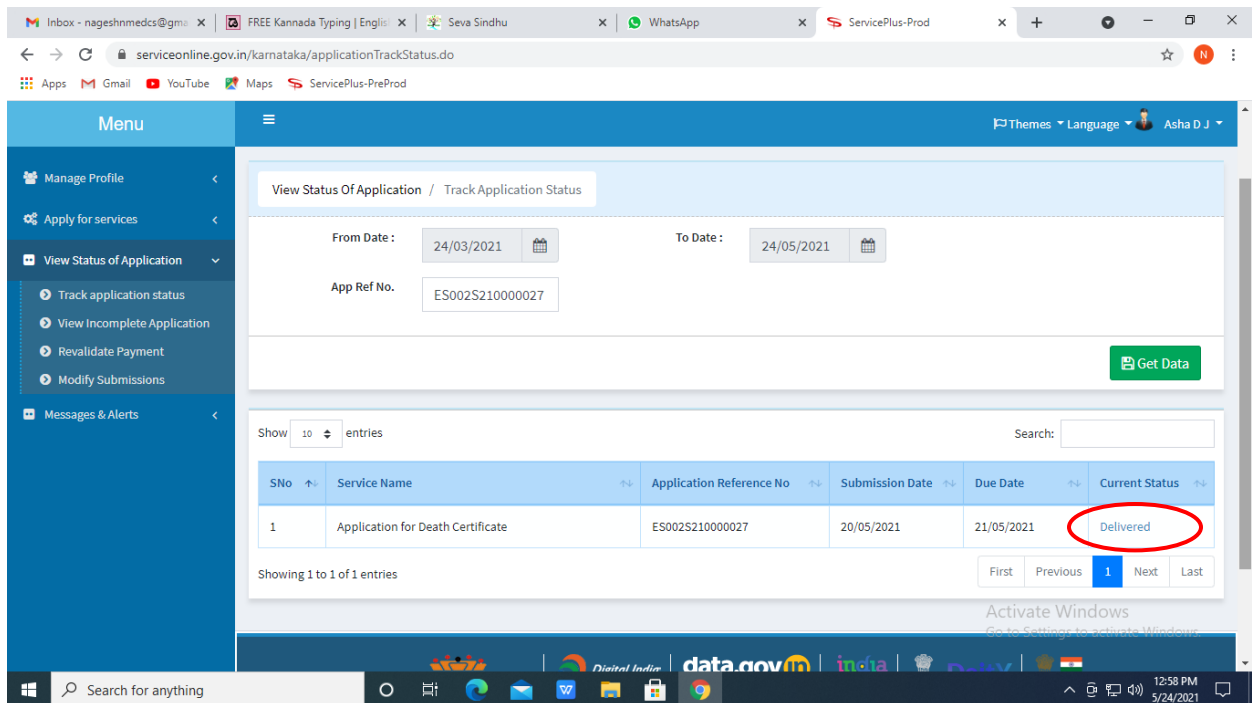
Step 16 : Once the login page is open, enter your username, password/OTP, captcha and click on **Submit**.

The screenshot shows the login page of the serviceonline.gov.in portal. The URL is serviceonline.gov.in/karnataka/directApply.do?serviceld=640. The page contains a login form with the following fields: a username field with '7411601421', a password field with masked characters and a 'GET OTP' button, a captcha field with '685589' and a refresh button, and another captcha field with '685589'. A green 'LOG IN' button is circled in red. Below the form are links for 'Click here to Sign In' and 'Forgot Password?'. At the bottom, there is a link for 'Don't have an account? Register HERE'. The Windows taskbar at the bottom shows the time as 1:25 PM on 6/23/2021.

Step 17 :Click on **View Status of Application** --> **Track application status**. Enter Application Reference Number (you can refer to Acknowledgment/SMS to get Application Reference Number) and click on **Get Data**.



Step 18 : Check Current Status of the application. If it is delivered, Click on **Delivered**.



Step 19 :Under Issue Document(s), click on **Output certificate**

ServicePlus
Metadata-based Integrated eService

Menu

- Manage Profile
- Apply for services
- View Status of Application
 - Track application status
 - View Incomplete Application
 - Revalidate Payment
 - Modify Submissions
- Messages & Alerts

Status of Application

Application Reference Number : ES002S210000027

Name of the Service : Application for Death Certificate

Applied By : Asha D J

Application due Date : 21/05/2021

S.No.	Task Name	Form Details	Issued Document(s)	Status	Remarks
1	Application Submission	View	Acknowledgement	Completed	NA
2	Push application data to DB	NA	Nil	Forwarded	View
3	Callback Webservice	NA	Output Certificate	Delivered	View

Showing 1 to 1 of 1 entries

Close

Step 20 : Age Certificate will be downloaded. You can print the certificate if required.

WPS Office

Home Insert Comment Edit Page Protect Tools

Hand Tool Selected Tool Edit Text Edit Picture PDF to Office PDF to Picture Annotate Rotate Auto Scroll Read Mode Background Screen Grab Search Highlight Note

Test Data -- Test Data

This document contains 1 signatures, where 1 signature validity is unknown.

View