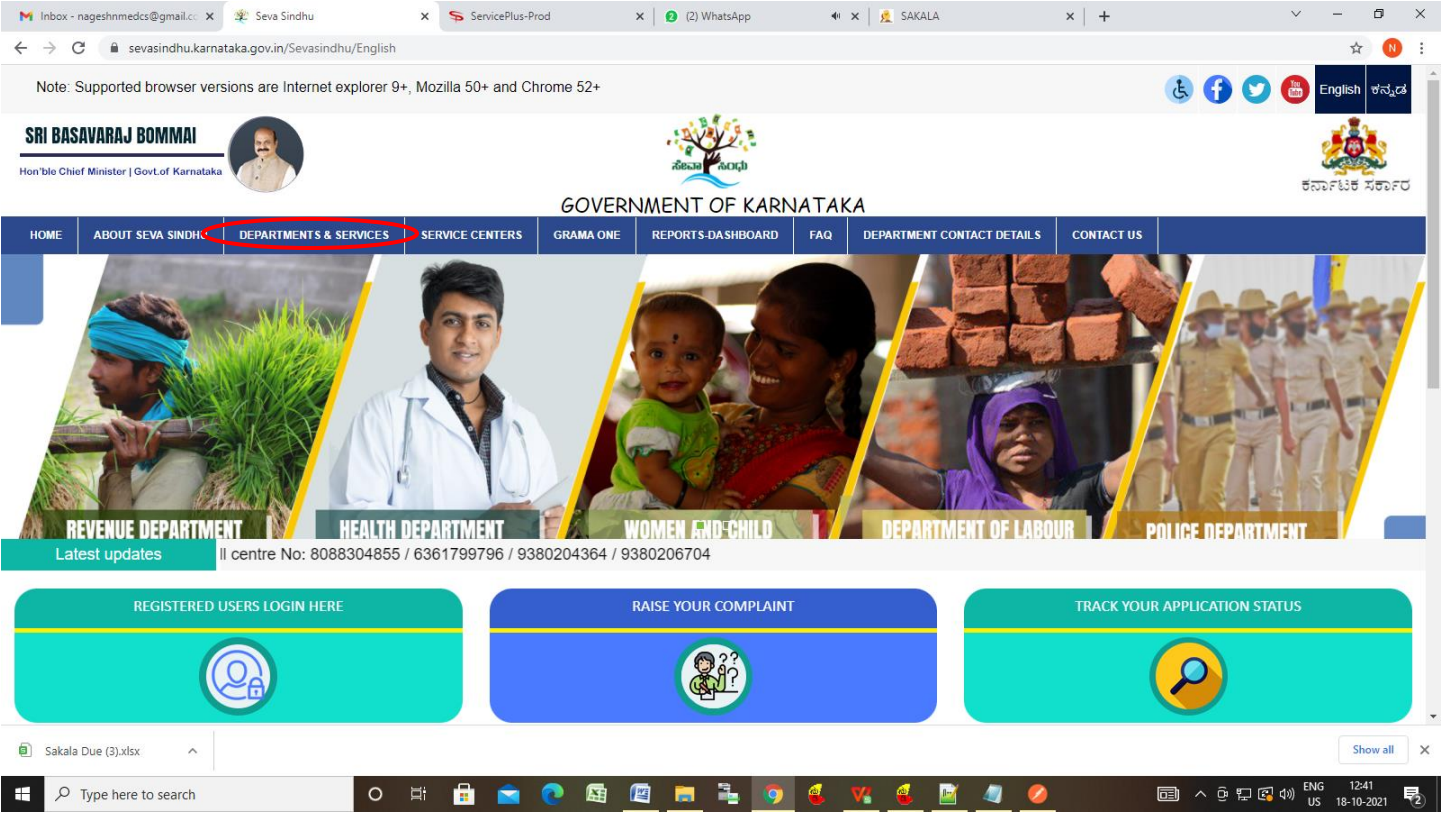
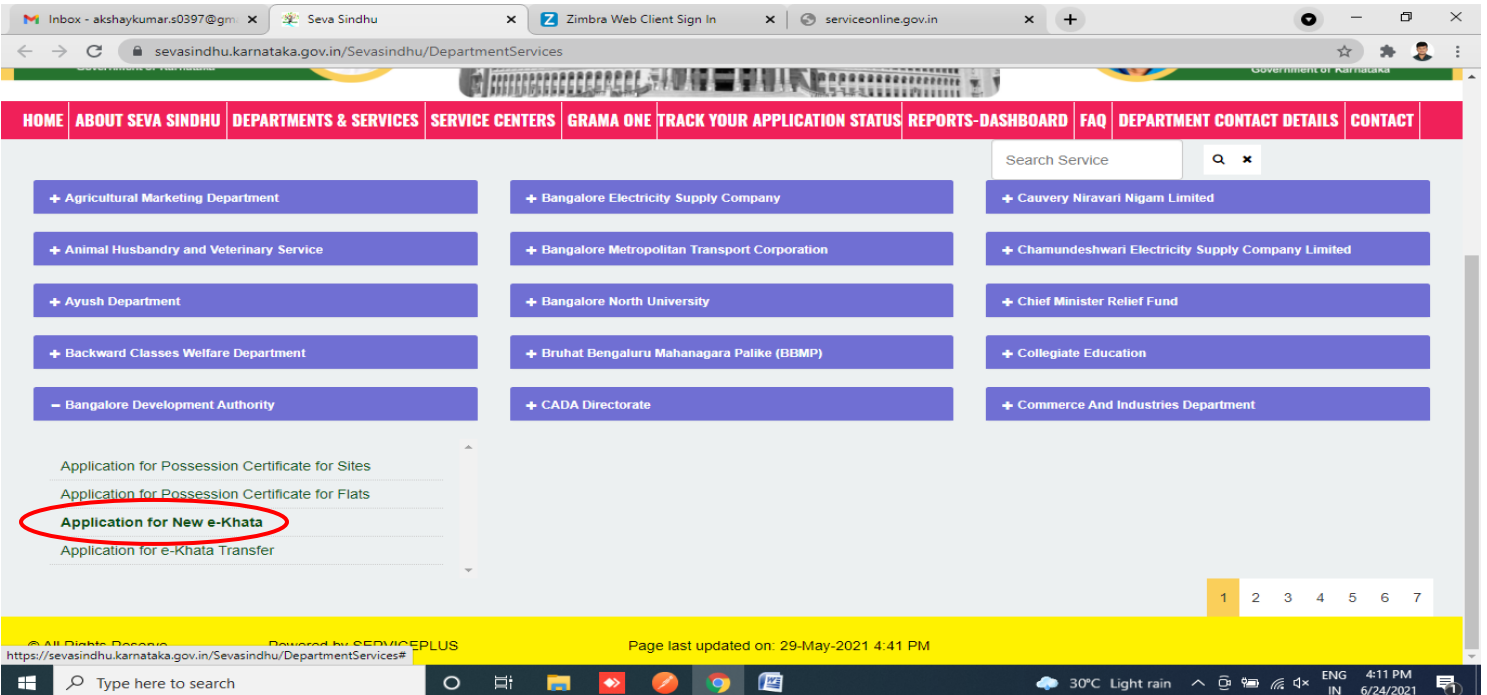


ಬೆಂಗಳೂರು ಅಭಿವೃದ್ಧಿ ಪ್ರಾಧಿಕಾರ Bangalore Development Authority ಹೊಸ ಇ-ಖತಾ ಗಾಗಿ ಅರ್ಜಿ Application for New e-Khata

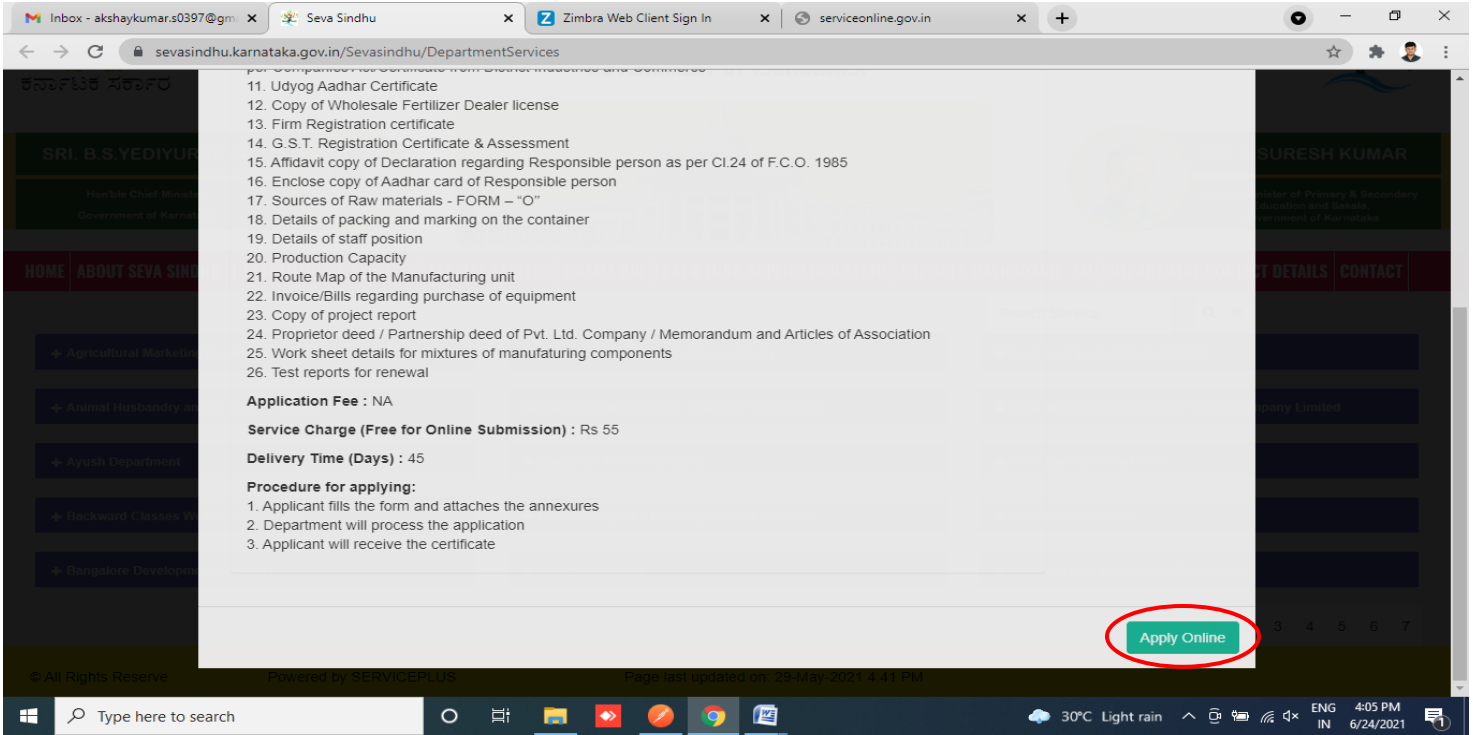
Step 1: Go to sevasindhu.karnataka.gov.in website and click on Departments & Services



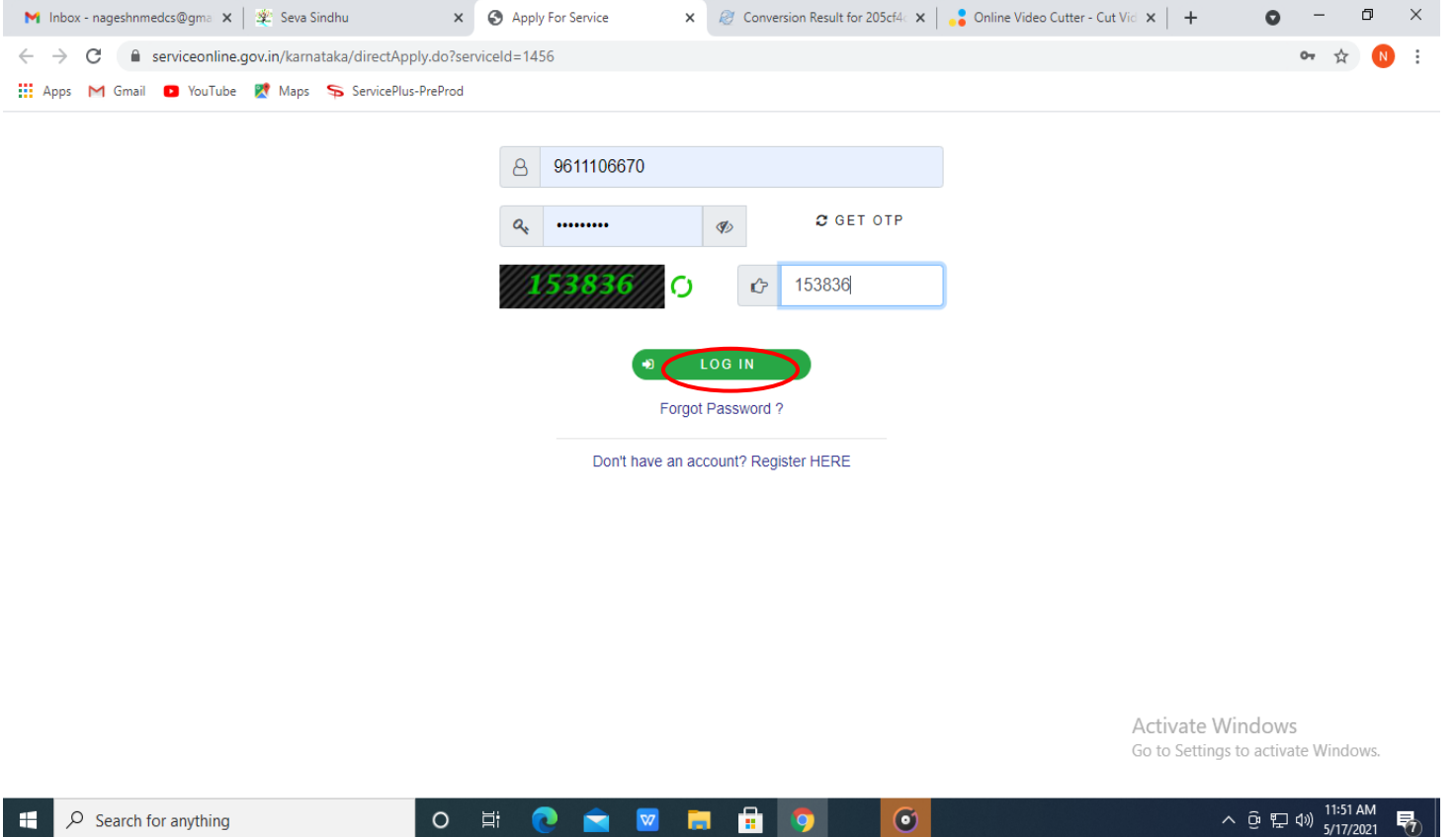
Step 2: Click on [Bangalore Development Authority](#) and select [Application for New e-Khata](#). Alternatively, you can search for Application for New e-Khata in the [search option](#).



Step 3: Click on Apply online



Step 4: Enter the username, password/OTP, captcha and click on Log In button



Activate Windows
Go to Settings to activate Windows.

Step 5: Fill the Applicant Details

The screenshot shows the 'Application for New e-Khata' form on the Bangalore Development Authority website. The form is in Kannada and English. The header includes the ServicePlus logo and the text 'ಬೆಂಗಳೂರು ಅಭಿವೃದ್ಧಿ ಪ್ರಾಧಿಕಾರ Bangalore Development Authority ಹೊಸ ಇ-ಖಾತಾ ಗಾಗಿ ಅರ್ಜಿ Application for New e-Khata'. The form fields are as follows:

- Allottee/Applicant's Type / ಹಂಚಿಕೆದಾರರ / ಅರ್ಜಿದಾರರ ವಿಧ**: A dropdown menu with 'Citizen/ವಾಣಿಜ್ಯ' selected.
- Allottee/Applicant's Name / ಹಂಚಿಕೆದಾರರ / ಅರ್ಜಿದಾರರ ಹೆಸರು ***: A text input field containing 'test'.
- Relationship / ಸಂಬಂಧ ***: A dropdown menu with 'Son / ಪುತ್ರ' selected.
- Father/Mother/Wife/Husband Name / ತಂದೆ/ತಾಯಿ/ಹೆಂಡತಿ/ಗಂಡನ ಹೆಸರು ***: A text input field containing 'test'.
- Photo / ಭಾವಚಿತ್ರ (max 500kb, png/jpg/jpeg) ***: A 'Choose File' button with 'No file chosen' text.

The bottom of the browser window shows the Windows taskbar with the date 5/31/2021 and time 11:38 AM.

Step 6: Verify the details. If details are correct, select the checkbox ("Yes") & Submit

The screenshot shows the 'Declaration' and 'Word verification' sections of the application form. The declaration section includes the text: 'I hereby declare that the information given in this application is true and correct to the best of my knowledge and belief.' Below this, there is a checkbox labeled 'I Agree' which is checked. The 'Additional Details' section has a dropdown menu for 'Apply to the Office' with 'University Office(Higher Education Universities- Bangalore University) - Rural/Urban' selected. The 'Word verification' section displays a box with the characters 'jw62ka' and a green circular icon. Below the box, it says 'Please enter the characters shown above' and there is a text input field containing 'jw62ka'. At the bottom right, there are buttons for 'Draft', 'Submit', 'Close', and 'Reset'. The 'Submit' button is highlighted with a red circle. The bottom of the browser window shows the Windows taskbar with the date 5/24/2021 and time 10:47 AM.

Step 7: A fully filled form will be generated for verification, if you have any corrections click on **Edit** option, Otherwise proceed to **attach annexure**

Application not yet submitted. To proceed click on the appropriate button available at the bottom of this page

Details of Applicant

ಅರ್ಜಿದಾರರ ಪೂರ್ಣ ಹೆಸರು /Applicant Full Name :	Bindushree S N
ವಿಳಾಸ 1 / Address Line 1 :	IEst
ವಿಳಾಸ 2 / Address Line 2 :	test
ರಾಷ್ಟ್ರ / Country :	India
ರಾಜ್ಯ / State :	KARNATAKA
ಜಿಲ್ಲೆ /District :	HASSAN
ತಾಲ್ಲೂಕು /Taluk :	Channarayapatna
Postal / Zip Code :	999999
ಮೊಬೈಲ್ ಸಂಖ್ಯೆ (ಈ ಸಂಖ್ಯೆಗೆ SMS ಸೂಚನೆಗಳನ್ನು ಕಳುಹಿಸಲಾಗುತ್ತದೆ) /Mobile Number (SMS notifications will be sent to this number) :	9999999999
ಇ-ಮೇಲ್(ಮಿಂಚಂಚೆ) ಐಡಿ (ಈ ಐಡಿಗೆ ಇ-ಮೇಲ್ ಸೂಚನೆಗಳನ್ನು ಕಳುಹಿಸಲಾಗುತ್ತದೆ) /e-Mail ID (e-Mail notifications will be sent to this ID) :	test@gmail.com
ರಸಗೊಬ್ಬರ (ನಿಯಂತ್ರಣ) ಆದೇಶ 1985 ರ ಷರತ್ತು 14 ರ ಉಪ ಷರತ್ತು (1) ರ ಅಡಿಯಲ್ಲಿ ರಾಜ್ಯ ಸರ್ಕಾರವು ನಿಗದಿಪಡಿಸಿದ ಅರ್ಹತೆಯನ್ನು ಅರ್ಜಿದಾರರು ಹೊಂದಿದಾರೆಯೇ? /Does the applicant possess the qualification prescribed by the State Government under	No

Step 8: Click on **Attach annexure**

Declaration

a) I/we declare that the information given above is true and correct to the best of my/our knowledge and belief, and no part thereof is false.
b) I/we have carefully read the terms and conditions of the certificate or manufacture given in Form 'F' appended to the Fertilizer Control Order 1985, and agree to abide by them.
c) I/we declare that the physical/granulated mixture for which certificate of manufacture is applied for shall be prepared by me/us or by a person having such qualifications as may be prescribed by the State Government from time to time or by any other person under my/our direction, supervision and control or under the direction, supervision and control of person having the said qualifications.
d) I/we declare that the requisite laboratory facility specified by the controller under this order is possessed by me/us.

I agree to the above Terms & Conditions

Place :	test
Date :	25/05/2021
I Agree :	Yes

Additional Details

Apply to the Office	Agriculture Department (STATE)
Draft Reference No :	Draft_AC004S/2021/00005

25/5/2021 11:24:50 IST <http://serviceonline.gov.in/karnataka>

[Attach Annexure](#) [Edit](#) [Cancel](#) [Click here to initiate new application](#)

Step 9: Attach the annexure and click on save annexure.

serviceonline.gov.in/karnataka/editViewAnnexure.do

ServicePlus
Metadata-based Integrated eService Delivery Framework

Menu

Manage Profile
Apply for services
View Status of Application
Messages & Alerts

Themes Language Bindushree S N

ATTACH ENCLOSURE(S)

Enclosure(s):

Type of Enclosure *	Enclosure Document *	File/Reference *
Lease Cum Sale Deed or Sale *	Sale Deed Document Format	Choose File CamScann...pressed.pdf Scan Fetch from DigiLocker
ID and Address Proof *	PAN Card Document Format Only pdf file formats allowed upto 10MB.	Choose File CamScann...pressed.pdf Scan Fetch from DigiLocker

Save Annexure Cancel Back

MINISTRY OF PANCHAYATI RAJ
Digital India
data.gov.in
india.gov.in
DeltY
PMINDIA

Step 10: Saved annexures will be displayed and click on e sign and Submit to proceed.

serviceonline.gov.in/karnataka/editSaveAnnexure.do

13) Enclose copy of Aadhar card of Responsible person Enclose copy of Aadhar card of Responsible person
14) Details of staff position Details of staff position
15) Production Capacity Production Capacity
16) Copy of project report Copy of project report
17) Route Map of the Manufacturing unit Route Map of the Manufacturing unit
18) Details of packing and marking on the container Details of packing and marking on the container
19) Predefined Template Certificate for Nomination as Responsible person
20) Predefined Template Cost-Working sheet with selling price of each mixture
21) Predefined Template Bank Guarantee format for Rs 50000
22) Predefined Template Sources of Raw materials - FORM - "O"

Additional Details

Apply to the Office Agriculture Department (STATE)

Draft Reference No : AC004S21000004

eSign and Submit Cancel

MINISTRY OF PANCHAYATI RAJ
Digital India
data.gov.in
india.gov.in
DeltY
PMINDIA

Step 11: Click on I agree with above user consent and eSign terms and conditions and Select authentication type to continue and Click on **OTP**

Consent Authentication Form

I hereby state that I have no objection in authenticating myself with Aadhaar based authentication system and consent to providing my Aadhaar number along with the authentication details for the purposes of availing "Land Holding Certificate / ಭೂ ಹಿಡುವಳಿ ಪ್ರಮಾಣ ಪತ್ರ" by eSigning Application form and Enclosure(s). I understand that the OTP I provide for authentication shall be used only for authenticating my identity through the Aadhaar Authentication system, for obtaining my e-KYC through Aadhaar e-KYC service and for the issuance of Digital Signature Certificate (DSC) for this specific transaction and for no other purposes. For the creation of DSC, I understand that the options that I have chosen are the ones that shall be populated in the DSC generated by the CA and I provide my consent for the same. I also understand that the following fields in the DSC generated by the CA are mandatory and I give my consent for using the Aadhaar provided e-KYC information to populate the corresponding fields in the DSC.

1. Common Name (name as obtained from e-KYC)
2. Unique Identifier (hash of Aadhaar number)
3. Pseudonym (unique code sent by UIDAI in e-KYC response)
4. State or Province (state as obtained from e-KYC)
5. Postal Code (postal code as obtained from e-KYC)
6. Telephone Number (hash of phone as obtained from e-KYC)

I understand that ServicePlus shall ensure security and confidentiality of my personal identity data provided for the purpose of Aadhaar based authentication.

I agree with above user consent and eSign terms and conditions

Select authentication type to continue

OTP Download Document

Step 12: Enter Aadhar Number and click on get OTP

Ministry of Electronics and Information Technology
Government of India

Digital India
Power To Empower

सी डैक
CDAC
Centre for Development of Advanced Computing

You are currently using C-DAC eSign Service and have been redirected from

Hastakshar
हस्ताक्षर
C-DAC's eSign Service

Aadhaar Based e-Authentication

Enter Your Virtual ID / Aadhaar Number [Get Virtual ID](#)

Enter Your Aadhaar OTP [View Document Information](#)

Get OTP Cancel [Not Received OTP? Resend OTP](#)

Activate Windows
Go to Settings to activate Windows.

Step 13: Enter OTP and click on Submit

You are currently using C-DAC eSign Service and have been redirected from

Aadhaar Based e-Authentication

Aadhaar Number: 472245377750 [Get Virtual ID](#)

.....

I have read and provide my [consent](#) [View Document Information](#)

Submit **Cancel** [Not Received OTP? Resend OTP](#)

Activate Windows
Go to Settings to activate Windows.

Step 14: After submit is successful, acknowledgement will be generated. Acknowledgment consists of applicant details and application details for applicant's reference.

ಘೋಷನಾಮೆ
Acknowledgement

Office Name (ಘೋಷನಾಮೆ)	Bangalore Development Authority/ಬಿಡಿಆರ್	
Application No (ಘೋಷನಾಮೆ)	BDM/18/10000001	
Application Date (ಘೋಷನಾಮೆ)	09/05/2021	
Financial Year (ಘೋಷನಾಮೆ)	2021-2022	
Service Requested (ಘೋಷನಾಮೆ)	Application for Possession Certificate for Flat/ಘೋಷನಾಮೆ	
Applicant Name (ಘೋಷನಾಮೆ)	RBI	
Applicant Address (ಘೋಷನಾಮೆ)	1st - 54/0001	
Mobile No (ಘೋಷನಾಮೆ)	9298919170	
Documents Submitted (ಘೋಷನಾಮೆ)	Type of documents	Documents Attached
	Lease Cum Site Deed or Sale Deed	Sale Deed
	SI and Address Proof	Dealing License
Payment Status (ಘೋಷನಾಮೆ)	Not Applicable/ಘೋಷನಾಮೆ	
Payment Mode (ಘೋಷನಾಮೆ)	Not Applicable/ಘೋಷನಾಮೆ	
Transaction ID (ಘೋಷನಾಮೆ)	Not Applicable/ಘೋಷನಾಮೆ	
Transaction Date and Time (ಘೋಷನಾಮೆ)	Not Applicable/ಘೋಷನಾಮೆ	
Transaction Reference Number / (ಘೋಷನಾಮೆ)	Not Applicable/ಘೋಷನಾಮೆ	
Total Amount Paid (ಘೋಷನಾಮೆ)	Not Applicable/ಘೋಷನಾಮೆ	
Application Fee (ಘೋಷನಾಮೆ)	Not Applicable/ಘೋಷನಾಮೆ	
Service Charge / (ಘೋಷನಾಮೆ)	Not Applicable/ಘೋಷನಾಮೆ	
Transaction Charge (ಘೋಷನಾಮೆ)	Not Applicable/ಘೋಷನಾಮೆ	
Property Details		
Apartment Name (ಘೋಷನಾಮೆ)	1st	
Apartment Phase (ಘೋಷನಾಮೆ)	2	
Apartment Block (ಘೋಷನಾಮೆ)	4	
Flat Type (ಘೋಷನಾಮೆ)	0 - 0	
File No (ಘೋಷನಾಮೆ)	7	
File No (ಘೋಷನಾಮೆ)	5	

Note:
1. You can check the status of this service request on website
<http://www.bda.karnataka.gov.in/> or web call: 8330303333/8330303333
<http://www.bda.karnataka.gov.in/> or call: 8330303333

Step 15: To download the certificate, go to the sevasindhu.karnataka.gov.in and click on **Registered Users Login Here**

Note: Supported browser versions are Internet explorer 9+, Mozilla 50+ and Chrome 52+

SRI BASAVARAJ BOMMAI
Hon'ble Chief Minister | Govt of Karnataka

GOVERNMENT OF KARNATAKA

HOME ABOUT SEVA SINDHU DEPARTMENTS & SERVICES SERVICE CENTERS GRAMA ONE REPORTS-DASHBOARD FAQ DEPARTMENT CONTACT DETAILS CONTACT US

REVENUE DEPARTMENT Latest updates '96 / 9380204364 / 9380206704

HEALTH DEPARTMENT

WOMEN AND CHILD

DEPARTMENT OF LABOUR

POLICE DEPARTMENT

REGISTERED USERS LOGIN HERE

RAISE YOUR COMPLAINT

TRACK YOUR APPLICATION STATUS

Sakala Due (3).xlsx Show all

Type here to search

ENG 12:45 18-10-2021

Step 16: Once the login page is open, enter your username, password/OTP, captcha and click on **Submit**.

serviceonline.gov.in/karnataka/

Apps Gmail YouTube Maps ServicePlus-PreProd

ಕರ್ನಾಟಕ ಸರ್ಕಾರ

ಸೇವಾ ಸಿಂಧು SEVA SINDHU

ಕರ್ನಾಟಕ ಸರ್ಕಾರ

Apply for Service

9611106670

.....

552519

Type here

Submit

Forgot Password | New user ? Register here | Know Your Eligibility

Check Your Application Status

Select Department

Select Service

Enter your Application ID

Check Status Now

© All Rights Reserved

Powered by SERVICEPLUS

Search for anything

1:12 PM 5/24/2021

Step 17: Click on **View Status of Application** --> **Track application status**. Enter Application Reference Number (you can refer to Acknowledgment/SMS to get Application Reference Number) and click on **Get Data**.

The screenshot shows the ServicePlus web application interface. The browser address bar displays `serviceonline.gov.in/karnataka/citizenServiceList.do`. The page title is "View Status Of Application / Track Application Status". The "From Date" is set to 24/03/2021 and the "To Date" is 24/05/2021. The "App Ref No." is entered as ES002S210000027. A green "Get Data" button is circled in red. The footer includes logos for the Ministry of Panchayati Raj, Digital India, data.gov.in, india.gov.in, and PMINDIA. The system tray shows the time as 12:58 PM on 5/24/2021.

Step 18: Check Current Status of the application. If it is delivered, click on **Delivered**.

The screenshot shows the ServicePlus web application interface. The browser address bar displays `serviceonline.gov.in/karnataka/applicationTrackStatus.do`. The page title is "View Status Of Application / Track Application Status". The "From Date" is set to 24/03/2021 and the "To Date" is 24/05/2021. The "App Ref No." is entered as ES002S210000027. A green "Get Data" button is visible. Below the form, there is a table with the following data:

SNo	Service Name	Application Reference No	Submission Date	Due Date	Current Status
1	Application for Death Certificate	ES002S210000027	20/05/2021	21/05/2021	Delivered

The "Delivered" status in the table is circled in red. The table also includes a search bar and pagination controls (First, Previous, 1, Next, Last). The footer includes logos for the Ministry of Panchayati Raj, Digital India, data.gov.in, india.gov.in, and PMINDIA. The system tray shows the time as 12:58 PM on 5/24/2021.

Step 19: Under Issue Document(s), click on **Output certificate**

The screenshot shows the 'Status of Application' window for an application reference number ES002S210000027. The application is for a 'Death Certificate' and was applied for by 'Asha D J' on '21/05/2021'. A table lists the tasks performed:

S.No.	Task Name	Form Details	Issued Document(s)	Status	Remarks
1	Application Submission	View	Acknowledgement	Completed	NA
2	Push application data to DB	NA	Nil	Forwarded	View
3	Callback Webservice	NA	Output Certificate	Delivered	View

Step 20: New e-Khata Certificate will be downloaded. You can print the certificate if required.

The screenshot shows the WPS Office interface with a PDF document open. The document is an e-Khata Certificate in Kannada. A large red watermark 'Test Data - Test Data' is diagonally placed over the document content.